

---

## Formal Observation Lesson Plan Template

**Course:** Language Arts

**Date:**  
**GradeLevel:** Second

**Topic:**  
Comparing different animals

**Main Core Standards Addressed:**

[CCSS.ELA-Literacy.RI.2.5](#)

Know and use various text features (e.g., captions, bold print, subheadings, glossaries, indexes, electronic menus, icons) to locate key facts or information in a text efficiently

[CCSS.ELA-Literacy.RI.2.6](#)

Identify the main purpose of a text, including what the author wants to answer, explain, or describe

[CCSS.ELA-Literacy.RI.2.7](#)

Explain how specific images (e.g., a diagram showing how a machine works) contribute to and clarify a text.

[CCSS.ELA-Literacy.RI.2.8](#)

Describe how reasons support specific points the author makes in a text.

[CCSS.ELA-Literacy.RI.2.9](#)

Compare and contrast the most important points presented by two texts on the same topic.

**Lesson Objectives:**

Using a Venn diagram the children will be able to identify differences and similarities between a guinea pig and a hamster.

**Materials:**

Venn Diagram worksheet

Book: Fluffy Goes to School

## PowerPoint comparison of a guinea pig and hamster

### **Body:**

- Read aloud the book: Fluffy Goes to School.
- Discuss ways that Fluffy is alike and different from classroom pet.(guinea pig).
- Show powerpoint of comparisons within the venn diagram.
- Pair children and complete activity on last slide where children read a book about another animal and using a Venn Diagram to identify differences and similarities between a guinea pig and the new animal.

### **Formative Assessment:**

Questions to assess comprehension as working with whole group:

Are there more or less similarities between our guinea pig and Fluffy?

Are there more or less differences between our guinea pig and Fluffy?

What does the Venn Diagram help show us?

### **Summative Assessment:**

Paired groups will share their Venn Diagram orally with the class.

### **Closure:**

What did the students learn about how animals are alike and different?

### **Technology Component:**

STAR board to show PowerPoint.

Some books to use for children to work in pairs are listed below, but any animal fact book would work.

National Geographic Kids Sharks

National Geographic Kids Snakes

National Geographic Kids Frogs

Watch me grow Panda

National Geographic Kids Pandas

National Geographic Kids Tigers

National Geographic Kids Polar Bears

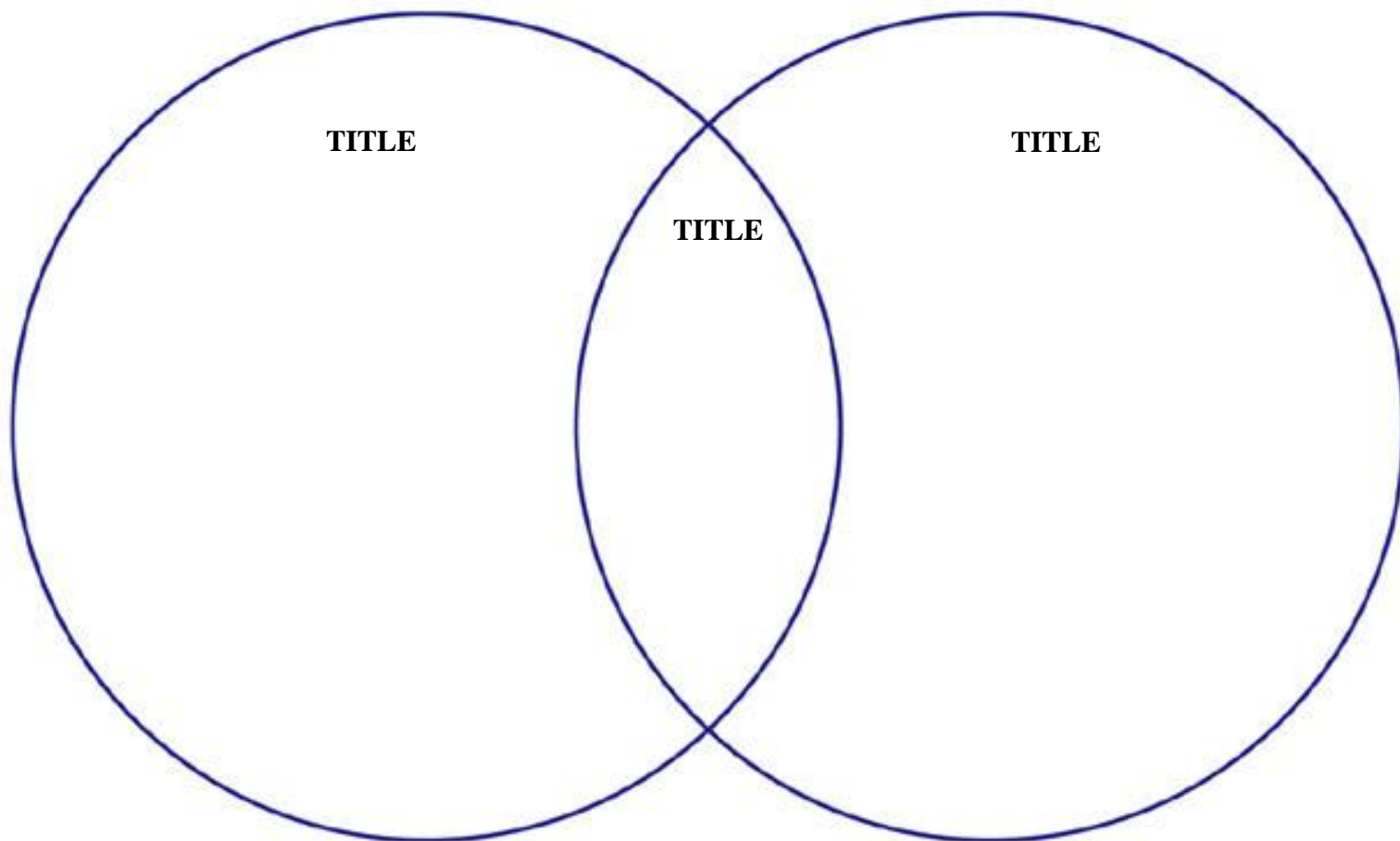
National Geographic Kids Penguins

National Geographic Kids Monkeys

National Geographic Kids Loins  
National Geographic Kids Koalas  
National Geographic Kids Ponies  
National Geographic Kids Dogs

**NAME:**

**TOPIC**



# ★ Pippi the guinea pig and Franklin the hamster

Comparing hamsters and guinea pigs

## ★ Guinea Pigs

Guinea pigs, or cavies, are small mammals native to South America. They first came to Europe about 400 years ago, and have been cherished as pets ever since. Guinea pigs are often calm and docile, but still make lively pets. They are vocal when excited and will make a variety of sounds when they see their favorite people or when the fridge door is opened (they love treats!). Guinea pigs weigh about 1.5 to 2.5 pounds, and males are typically larger than the females. Guinea pigs rarely bite and are good pets for children who are old enough to handle them carefully and treat them with respect. (As Per ASPCA)

# ★ Hamsters

Hamsters were first discovered in Syria, but they are native to many parts of the world. The name they go by today is derived from the German word “hamstern,” which means “hoard”—because that is exactly what they do with any extra food they might find. The most common pet hamster is the six-inch Syrian, also known as the golden hamster or teddy bear hamster. Syrians have a lifespan of two to three years. Dwarf species such as the Siberian, Roborovsky’s Djungarian, and Chinese are smaller than Syrians, at about two to three inches. They have an average lifespan of one to two years.

(As Per ASPCA)

## ★ Guinea pig habitat

Cage should be at least 30" long x 15" wide and high.

1-2 inches of bedding should be placed in the habitat.

Guinea pigs like to be housed with other guinea pigs of the same sex.

Guinea pigs make good pets.

Guinea pigs live for 4 to 6 years.



## ★ Hamster habitat

Cages should be made of plastic, metal or glass.

The cage should give the hamster plenty of room to exercise and play.

1-2 inches of bedding should be placed in the cage.

Hamsters do not like to be housed with another hamster.

Hamsters live for 1 to 2 years.

## ★ Guinea pig diet

High quality guinea pig food

Timothy hay

Fruits and veggies

Vitamin C

Clean water daily

## ★ Hamster diet

High quality hamster food

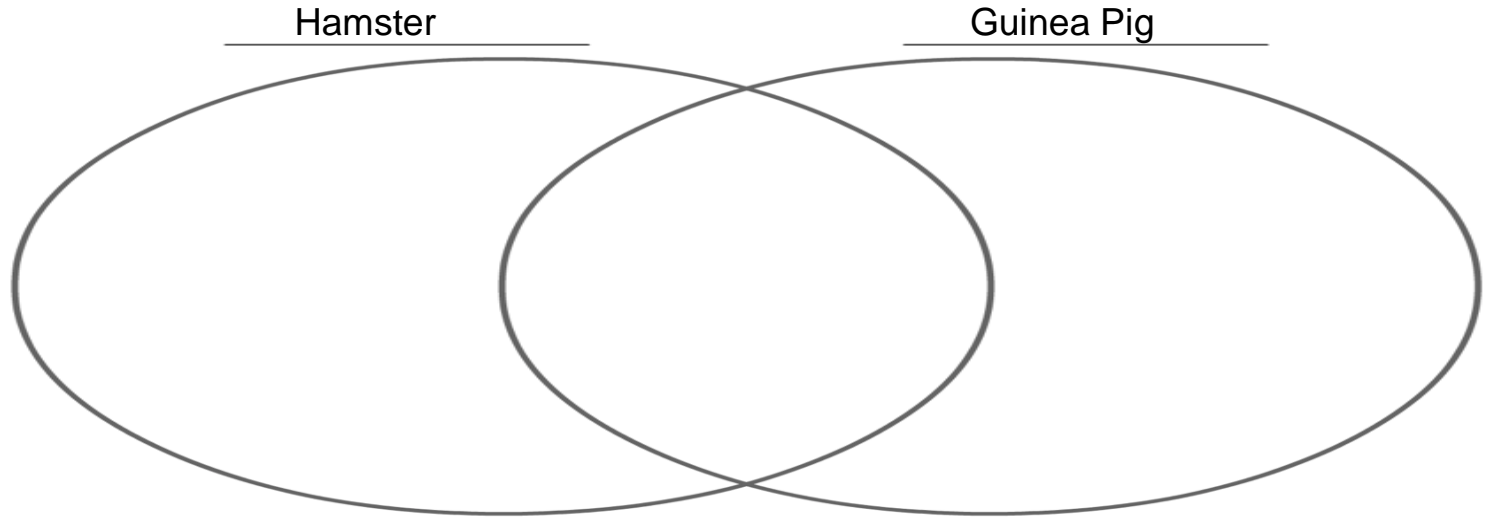
Limited amounts of fruits and veggies

Clean water daily

No chocolate or caffeine

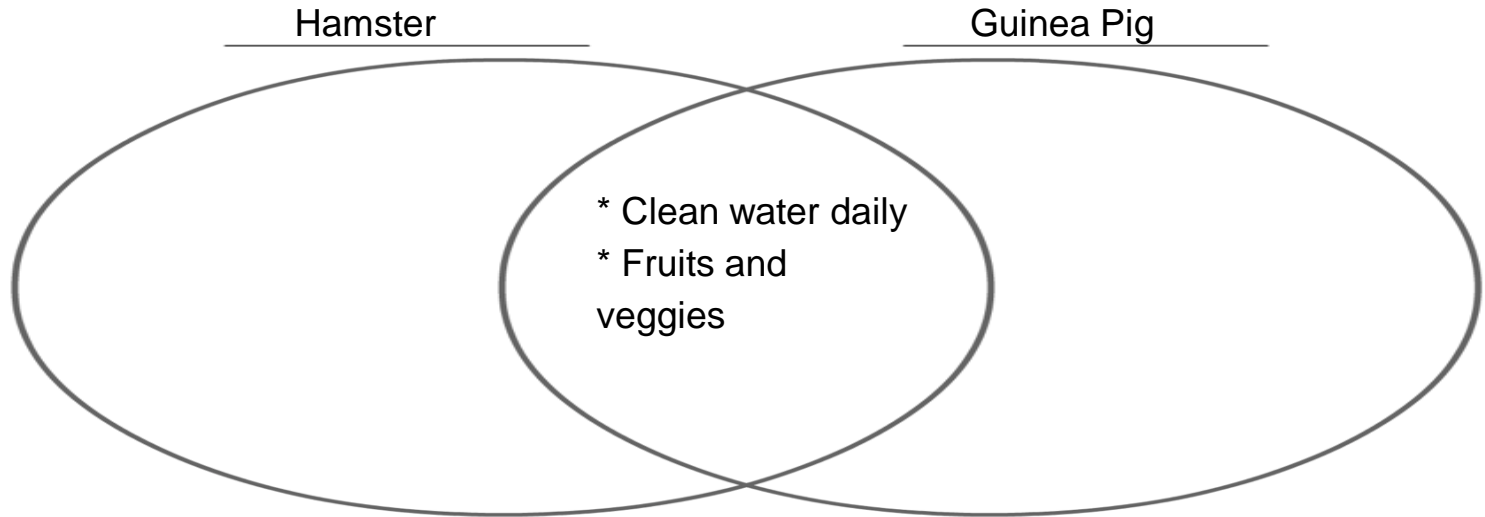
# ★ Compare Hamster to Guinea Pig

## Venn Diagram



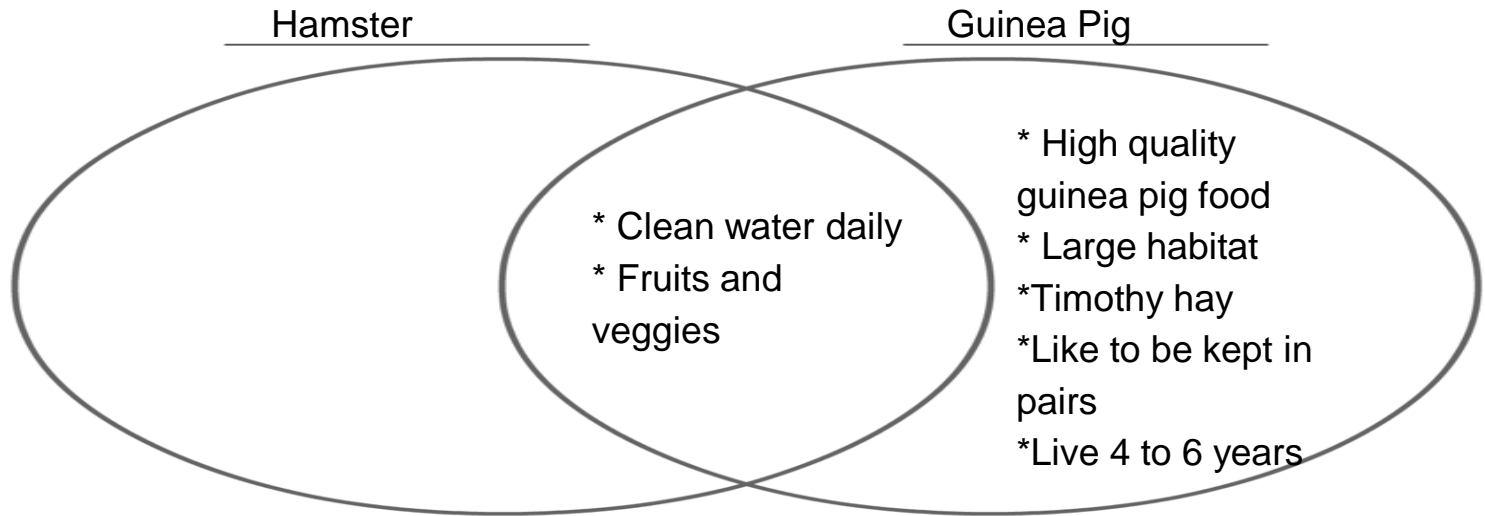
# ★ Compare Hamster to Guinea Pig

## Venn Diagram



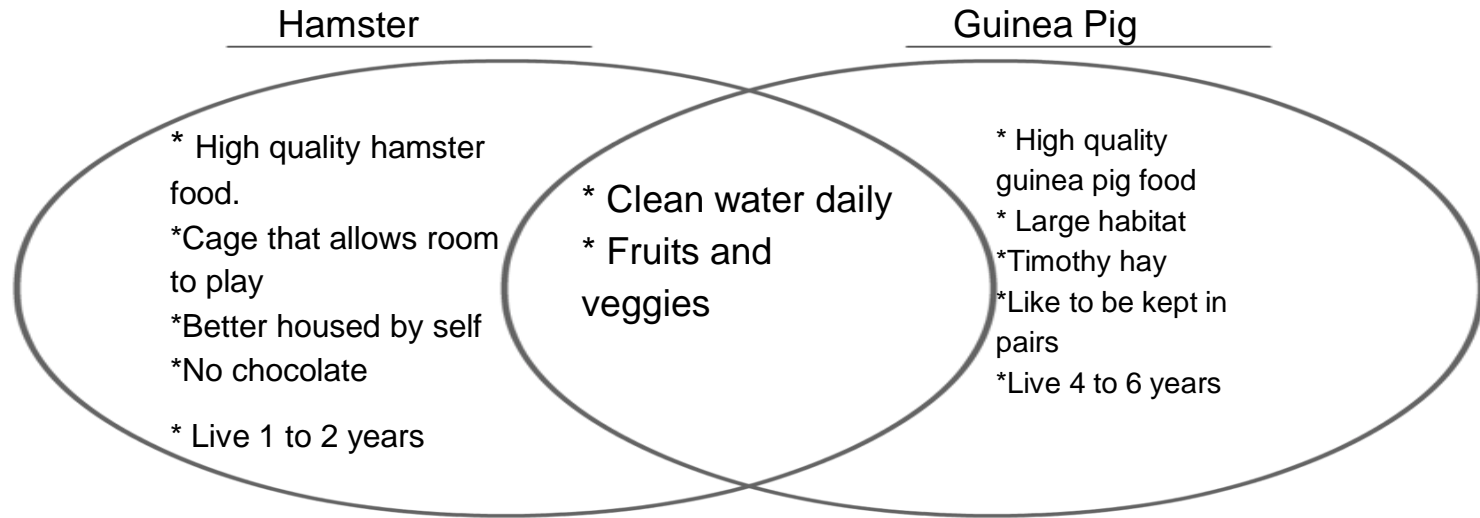
# ★ Compare Hamster to Guinea Pig

## Venn Diagram



# ★ Compare Hamster to Guinea Pig

## Venn Diagram



# ★ Your Turn!

Grab one of the animal books.

Read it with your partner and compare it to our classroom pet.

Fill in your own Venn diagram.

You will share your findings with the class.

