





# Student Worksheet

## Guinea Pig Design Challenge

Summarize what you have learned about guinea pig's needs.

List the resources you used:

Plan your design!  
Brainstorm ideas:



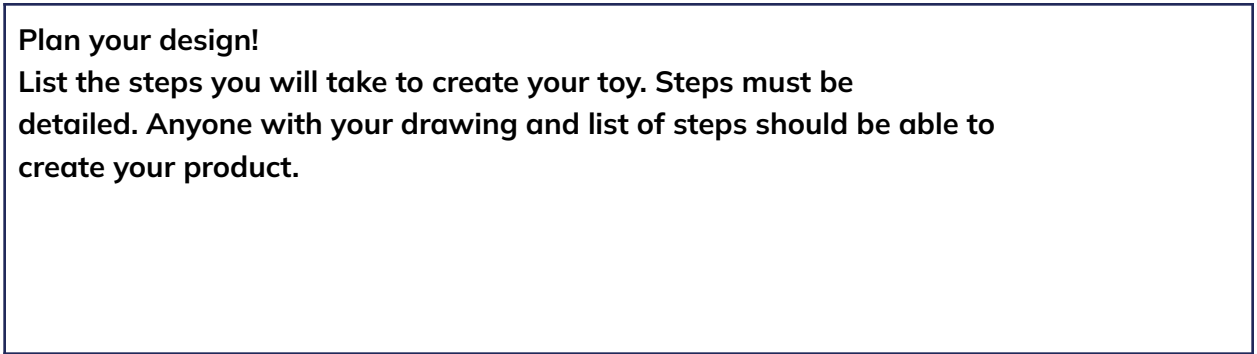
**Plan your design!**

**Draw it out! Be sure that you are labeling all of the parts of the design.**



**Plan your design!**

**List the steps you will take to create your toy. Steps must be detailed. Anyone with your drawing and list of steps should be able to create your product.**




**Plan your design!**  
In complete sentences, explain why this is your best idea. Reference your research and why this would be the best product for the animal.

Plan your design!	
What is the object?	
What materials are needed?	

What tools do you need?	
How will the guinea pig use this object?	

**Data Collection**  
 How will you know if the guinea pig likes the toy? You might gather data that is qualitative, such as when the guinea pig engages with the toy, or quantitative, such as the amount of time the guinea pig spends with the toy. Create a data table to record the observations.



Ask other groups to share their results for the toy they tested. What toys did the guinea pig seem to like the best?

#### Redesign

Will you change anything about your toy? Describe the changes and why you made them.

#### Reflection

Which was the guinea pigs' favorite toy?

How do you know this was the favorite toy?