

Name: Maricia Langston

School: Moore Square Middle School

Grade range: 6th-8th

Subject: Social Studies

Topic: Frayer Vocabulary Cards

Objectives:

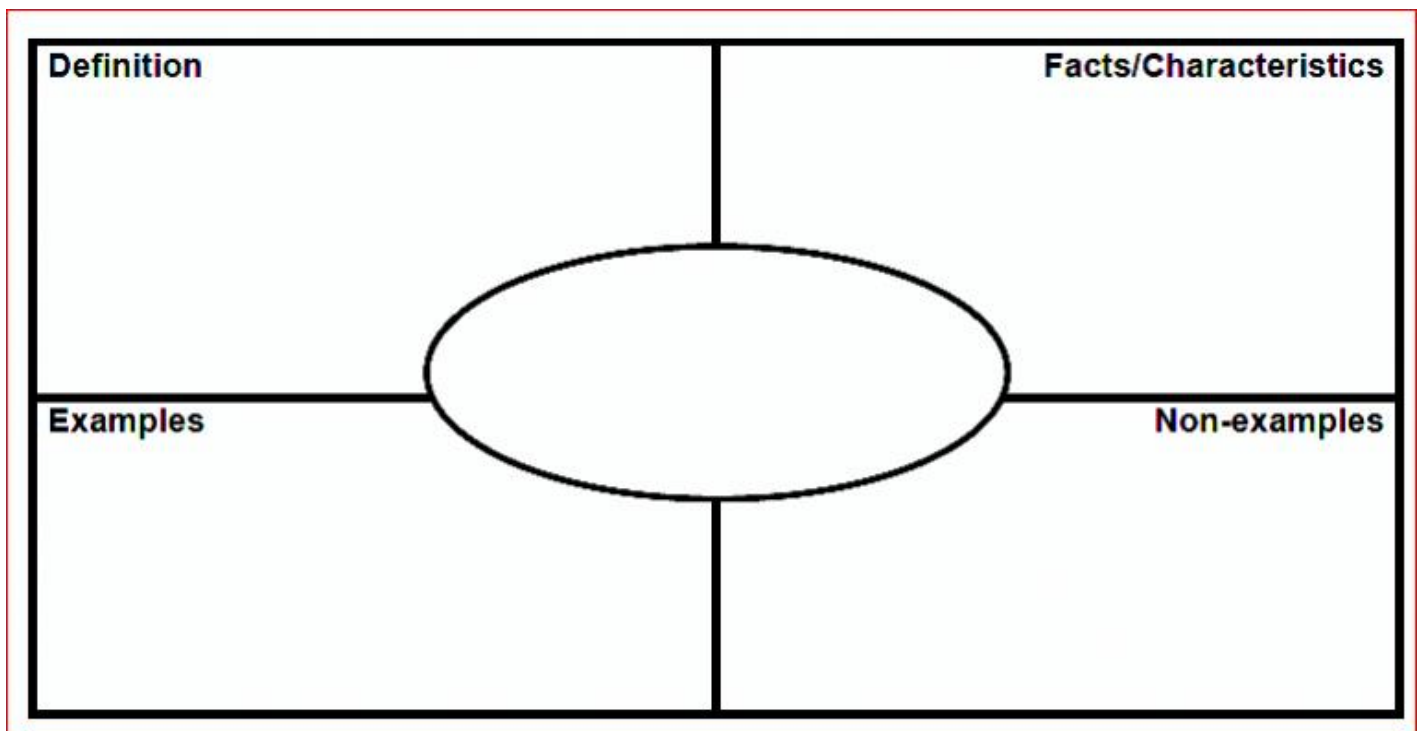
- develop understanding of key concepts and vocabulary.
- draw on prior knowledge to make connections among concepts.
- think critically to find relationships between concepts and to develop deeper understanding of word meanings
- make visual connections and personal associations.

Standard

Determine and/or clarify the meaning of unknown and multiple-meaning words and phrases by using context clues, analyzing meaningful word parts, word relationships, and consulting general and specialized reference materials, as appropriate.

Strategy

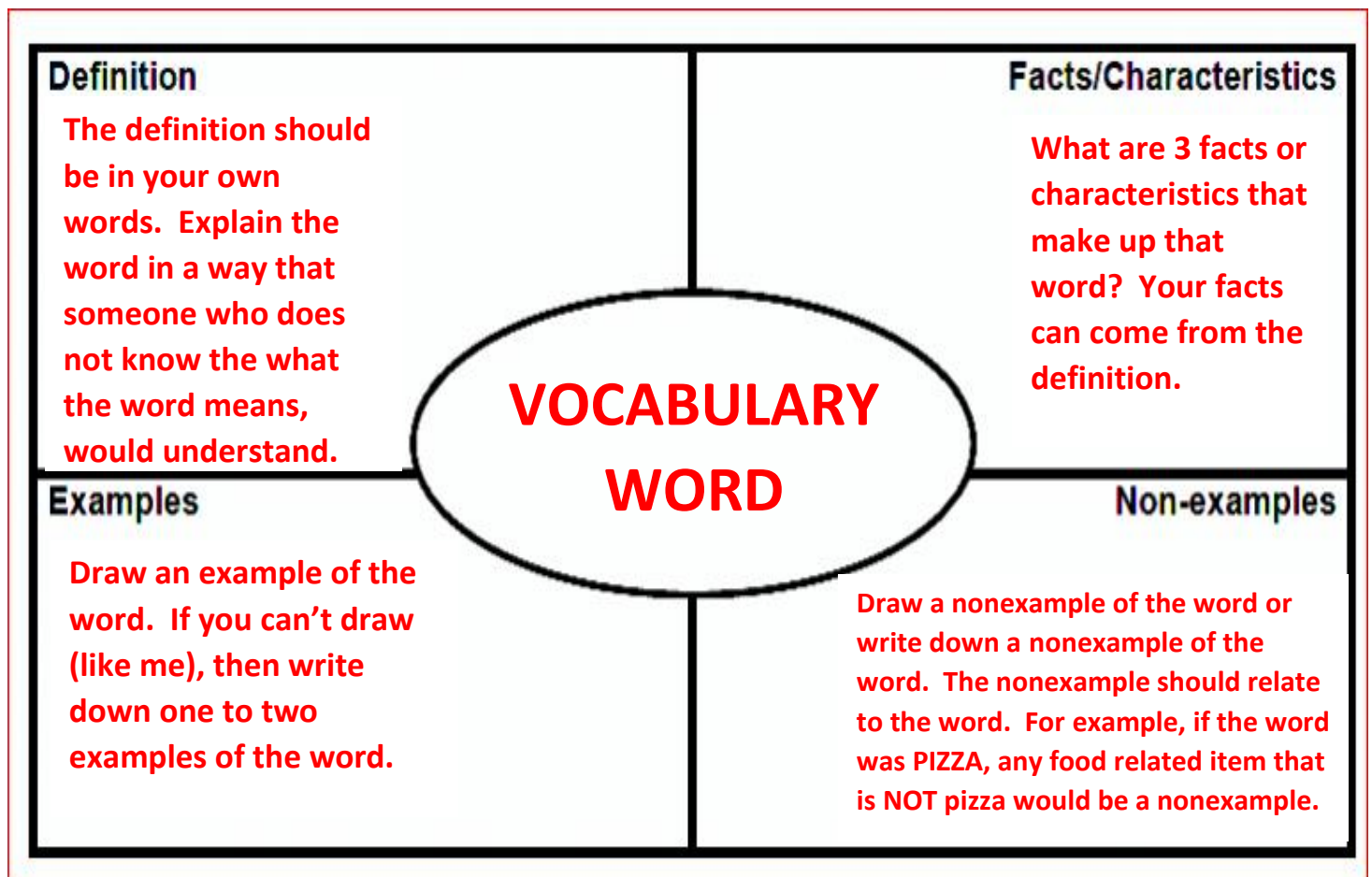
Frayer Model–The Frayer Model is a graphic organizer for building student vocabulary. This technique requires students to define target vocabulary and apply their knowledge by generating examples and non-examples, giving characteristics, and/or drawing a picture to illustrate the meaning of the word. This information is placed on a chart that is divided into four sections to provide a visual representation for students.



Lesson: We have guinea pigs in our classroom! One of the first activities we do to interact with our guinea pigs is to learn more about them by learning how to do Frayer cards specifically about the guinea pigs. This lesson allows the students the opportunity to safely observe, pet, and feed our guinea pigs. (Of course, this lesson only works if our star guinea pigs are feeling up to it today. They can be VERY demanding and temperamental 😊)



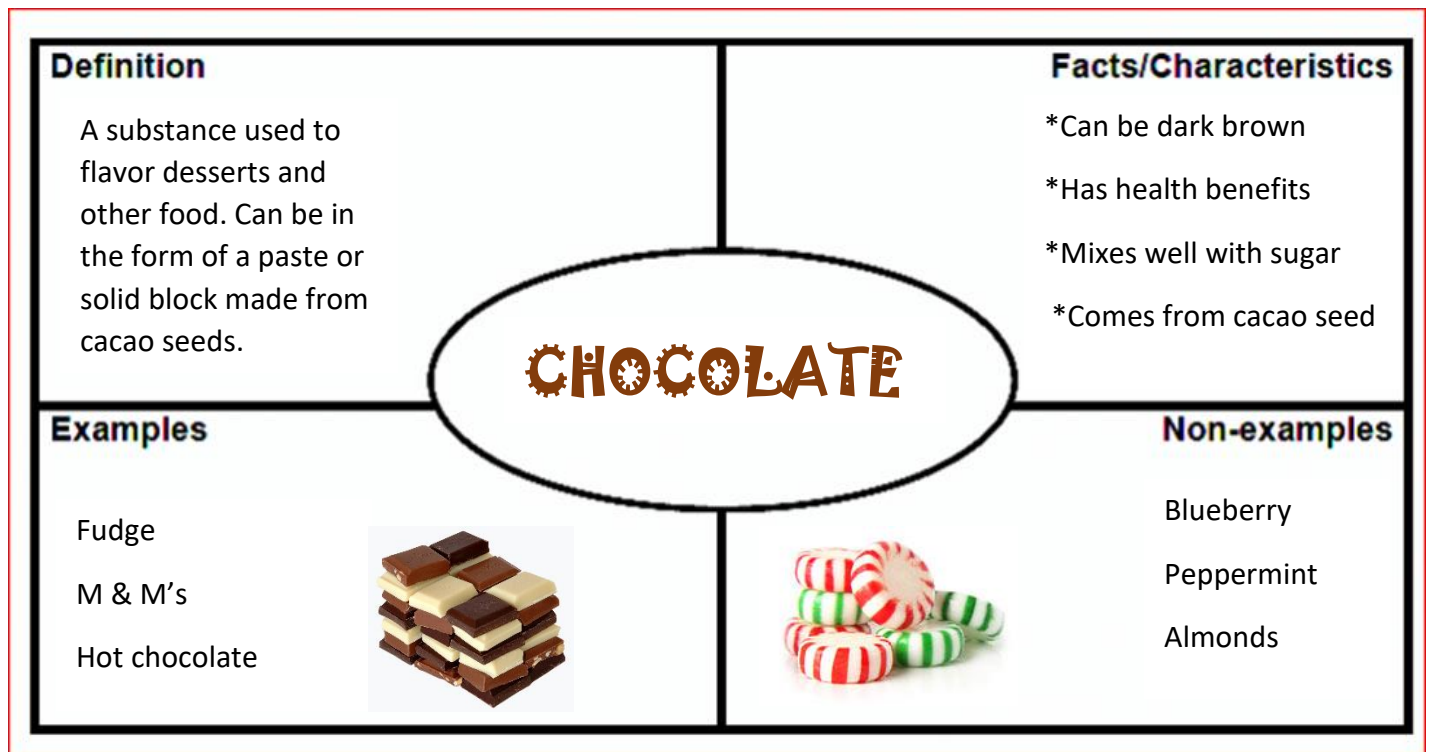
First, I show the Frayer graphic organizer to the class and explain each of the sections.



I then use a common vocabulary word such as GEOGRAPHY to demonstrate the various components of the form. I then model the type and quality of desired answers when giving this example. Next, I give each student a double sided Frayer card template. With whole group instruction, the students initially create their first Frayer card by tasting **chocolate**.



Then we fill out each section of the Frayer card together.



Next the guinea pigs are introduced! I give the students some basic information about guinea pigs. They will learn much more as the year goes on.



GUINEA PIG BASICS

If anybody tells you, you have too many guinea pigs...



Just stop talking to them, seriously you don't need that kind of negativity in your life.

- The other name for a guinea pig is “cavy” which is the short version of their official name – Cavia Porcellus
- Guinea pigs are tail-less rodents with stout bodies and are kept as pets by many people all over the country
- A healthy weight of a guinea pig is between 700 and 1200g (1.5 – 2.5lbs)
- Guinea pigs in the wild live on grassy plains and semi-arid deserts
- The life span of a guinea pig is between 4 – 7 years – the better a guinea pig is looked after, the longer they will live!
- When it comes to diet, they are herbivores and they mainly live on grass and hay
- They make lots of different noises when they want to express themselves. This includes squealing, chirping, rumbling, purring and chirping
- The most common health issues seen in guinea pigs include diarrhea, scurvy, respiratory tract infections and abscesses
- Guinea pigs are gorgeous creatures that make ideal pets. They are lovely to handle with soft fur and they rarely bite or scratch
- They are very social animals and they are much happier when kept in pairs or groups
- A female guinea pig is called a “sow” and the males are referred to as “boars”
- Baby guinea pigs are called “pups”
- “Pups” are born with fur and their eyes open
- Their teeth continue growing throughout their lives which is why it's important for them to constantly gnaw on the things they like to eat so they wear their teeth down.

Next, each student will get the opportunity to feel/rub and feed the guinea pigs a snack. After they have had the opportunity to interact with the guinea pigs, we will complete a Frayer Card about the guinea pigs together.



<p>Definition</p> <p>Part of the rodent family, a guinea pig is an animal that originated in the South American country of Peru. A small animal covered in fur with rounded ears, short legs, and no tail, often kept as a pet in the US.</p>	<p>Facts/Characteristics</p> <ul style="list-style-type: none"> *Rodent *Furry *No Tail *Bigger than a gerbil or mouse.
<p>CAPTAIN BEAN OUR GUINEA PIG</p>	
<p>Examples</p> 	<p>Non-examples</p> 

After we have created our Frayer Card for guinea pigs, the students are now ready to create Frayer cards for their new vocabulary words that we will cover throughout each unit! They keep the examples we did in class as a reference if needed. The Frayer Model can be used with the entire class, small groups, or for individual work. The Frayer Model draws on a student's prior knowledge to build connections among new concepts and creates a visual reference by which students learn to compare attributes and examples.