


Hamster Maze War

Grade 4
Mrs. Oakes' Class



Your Groups' Mission!



Design a maze that our classroom hamster can get through the fastest.

Materials

- One copy box lid
- Cardboard pieces
- Tube
- Glue
- imagination



Mission 1: Day 1

Collaborate with your group of peers on how to use the materials provided to create the most efficient maze for our hamster. Use the graphic organizer to plan how you will design your project in three steps.



TOPIC: Hamster Maze

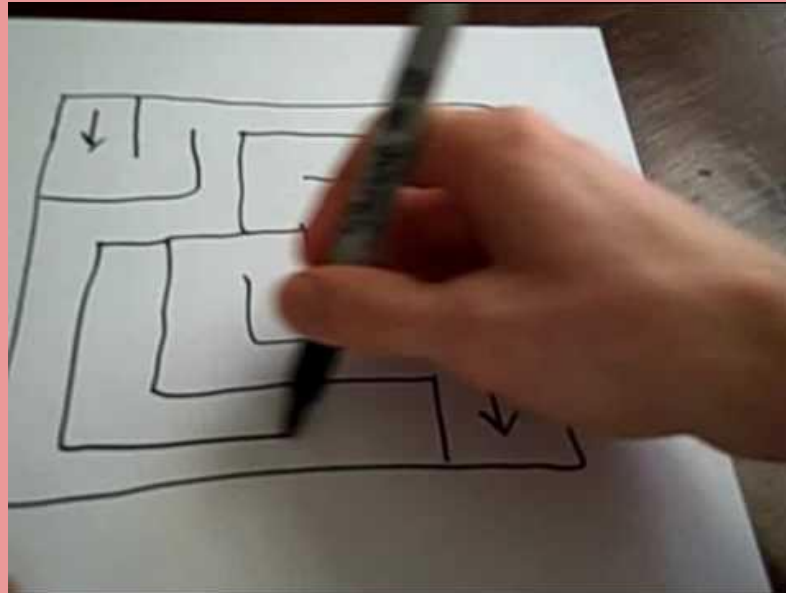
1	2	3



Mission 2: Day 2




Take the graphic organizer that your group developed yesterday and create a sketch of what your maze will look like when completed.



Mission 3: Day 3

Your group will now take all the materials and build your hamster maze.



Day 4

Maze Race Day

Today all groups will run the hamster through the mazes. Groups will go around and look at all the different groups' mazes and predict which one the hamster will complete the fastest. For each run your group will time and record how long it takes our hamster to make it from start to finish.

Good luck and may the best maze win!

